

OUT OF THE DARKNESS

Shines

Bulbs **THAT LAST
4 EVER**




The Choice
of

LEADERS

FOR ALL TYPES OF

MOTORCYCLES

**BE BOLD!
BE BRIGHT!
BE SEEN!**



You can pay less elsewhere, but you will not reap the benefits enjoyed by 1000's of satisfied customers. Bulbs That Last 4 Ever utilises the highest quality materials available & is the only constructor that will create a unique lighting system specific to your needs. Visit our website & compare.

The proof is in the Illumination!

www.bulbthatlast4ever.com

Model: CD1006 LED Stop/Turn Conversion Kit **For 1966-1969 Saab Sonett II:**

Thank you for purchasing the CD1006, Saab Sonett LED Taillight Conversion Kit. This kit has been designed to be a simple “Plug-In-Play” conversion for any Hella Stop/Turn Light Assemblies used roughly from 1966 to 1969.

Before you begin to install this LED Taillight Conversion Kit, carefully read and follow these installation instructions. These instructions will guide you through all the necessary steps to convert your taillight into a LED Taillight. Expect installation to take approximately 30 minutes under optimum conditions, utilizing some basic hand tools such as a Philips screwdriver and some other various tools. The installation of the electrical wiring may require additional steps, which are not illustrated here to install these. If you need additional assistance, please contact our Tech Support Department or Help Line listed at the back of these instructions.

Getting Started:

Check List (Figure 1):

1. Qty 2, CD1006 LED Board Assembly

Installation:




Figure 1

1. Start off by removing the lens cover assembly from one of the lights.
2. In order to insure the LED Boards will fit correctly inside the light’s back plate assembly cover, it might be necessary to remove the rubber mounted bulb socket assembly. Disconnect all the wires from the tabs on the bulb socket assembly before proceeding. Firmly grasp the bulb socket assembly and pull it out gently from the back plate.

Disclaimer:

Under no circumstances will Bulbthatlast4ever or it's representatives be responsible or liable for any incidental or consequential property damages or personal injuries arising from or in connection with the use or installation of any of the listed foregoing products or devices. Rev. 8/07

Model: CD1006 LED Stop/Turn Conversion Kit
For 1966-1969 Saab Sonett II:




Figure 2

3. Using the original harness wiring, plug the connectors on the back of the board into the correct tabs, which are labeled for convenience as shown in Figure 2. Firmly press the connectors onto the tabs on the Printed Circuit Board (PCB) to insure a good connection. It is not necessary to use both tabs labeled “GND”, either of these can be used as the ground.
4. It is time to mount the PCBs to the light backing plate. Remove the existing hardware holding the backing plate in place. Place the PCB on top of the lip of the backing plate and line up all the holes. Install the previously removed hardware to secure the PCB in place and then tighten the screws to firmly hold everything in place. Longer hardware might be necessary, which may require a trip to your local hardware store. Please verify if the existing hardware will be adequate to hold everything in place before proceeding.
5. Once everything has been firmly secured in place, its time to install the lens cover assembly. It is highly recommended to use something to seal the ring against the PCB. We suggest using adhesive backed weather striping or some other material to crate a water repellent barrier. Place a strip around the inside of ring that will come into contact with the PCB. Repeat this process for the other light assembly.

On-line Technical Support available by e-mail at techsupport@bulbthatlast4ever.com

For Repairs>Returns, please visit this webpage first <http://bulbthatlast4ever.com/returns.html> or call our Help Line at 818-239-2683 for returning instructions.

Warranty Info: See attached “Product Warranty Agreement” for more details.

Disclaimer:

Under no circumstances will Bulbthatlast4ever or it's representatives be responsible or liable for any incidental or consequential property damages or personal injuries arising from or in connection with the use or installation of any of the listed foregoing products or devices. Rev. 8/07



Product Warranty Agreement:

Bulbthatlast4ever warrants all our products, standard, custom, or otherwise against defects in material or workmanship as follows:

1. For a period of 365 days from the date of purchase if this Product is determined to be defective, Bulbthatlast4ever will repair the Product at no charge. After the 365 days period, you must pay a \$10 "Evaluation Charge", labor rate of \$15 per hour, and cost of replacement components. This warranty does not cover cost incurred in connection with the use of un-approved aftermarket accessories used with this Product.
2. To obtain warranty service, you must fill out a "Request for Repair" Form available on-line at <http://www.bulbthatlast4ever.com/contact/returns.html> or call our Help Line at (1) 818-239-2683 for a "Return Product Authorization". Package the product in either its original packaging or some other packing offering an equal degree of protection. Then ship the package to Bulbthatlast4ever as per the information provided on the "Request for Repair" form or provided to you over the phone. The return shipping cost is the sole responsibility of the sender.

This warranty does not cover the following items listed herein, any implications of following items "WILL VOID" the Product warranty immediately and indefinitely, but are not limited to the listed below:

- Cosmetic damage or damage due to acts of God, accident, misuse, abuse, negligence, commercial use, improper use or maintenance, connection to improper voltage supply, or attempted repair by anyone other than a facility authorized by Bulbthatlast4ever to service this Product.
- Unauthorized customer or end-user modifications, such as grinding, filing, cutting, drilling, or by any other mechanical means with intent to alter the shape or size of the printed circuit board assembly/ies.
- Installation of non-factory approved replacement parts soldered into/onto the printed board assembly/ies such as but not limited to resistors, LEDs, headers, or any other electronic component active or passive used in or on our products. In the case of printed circuit board assembly/ies with factory omitted components, inserting and soldering components or anything into these locations.
- Improper handling of Class I or Class II ESD (Electro-Static Discharge) rated components as per the individual component manufactures handling procedures or datasheet precautions.
- Any damage received to any of the electrical pathways (traces) of the printed circuit board assembly/ies by one more but not limited to the following means, electrical overload, mechanical interference, environmental conditions, deliberate damage inflicted by human or any man-made machine, and/or improper installation of the product.
- Any damage received to the printed circuit board assembly/ies that has resulted due to contact with any type of liquid or fluid, natural or otherwise, but not limited to the following examples, water (fresh or salt-water), gasoline (petrol), any petroleum based products, solvents or cleaners used outside of the manufacturing process.
- Damages that are sustained by accidental damaged such as being involved in a motor vehicle accident of any kind. Accidentally dropping the product onto any surface harder than the printed circuit board assembly/ies or its components.
- Damages that may occur from a vehicle's electrical or charging system that is found not to be properly functional to the manufactures specifications.

Proof of purchase in the form of a bill of sale, receipt invoice, or vendor sales slip, which is evidence of that the unit is within the Warranty period must be presented to obtain warranty service.

Bulbthatlast4ever reserves the right to refuse any product warranty based on any reason listed above. Bulbthatlast4ever also reserves the right to honor or refuse any warranty repair for any reason based upon any signs or suspicion of product tampering to the above-mentioned Product.

This Product Warranty Agreement precedes all previous warranties or agreements.